

Create or recover ABC-ID through ABC Portal (www.abc.gov.in)

Government of India

Skip to Main Content

-A A A+

Language



My Account

- Student
- University

Academic Bank of Credits

Enabling students mobility across Higher Education Institutions

Helps in seamless integration of skills and experiences into a Credit Based system



How it works?

Credits get deposited



Redeem Credits



To create their ABC-ID, students can visit abc.gov.in and provide their information. If system shows that the "Account already exists with this information" and student do not have the details to log in then recover your account by clicking the "forget security pin" and log in to the ABC portal.

To create ABC ID through ABC portal

For existing user log-in

Meri Pehchaan NATIONAL SINGLE SIGN-ON G20 INDIA 2023

Sign In to your account via DigiLocker

Mobile Username Others

Mobile*

PIN*

[Forgot security PIN?](#)

I consent to MeriPehchaan [terms of use.](#)

Sign In

New user? [Sign up for Meri Pehchaan](#)

OR

Continue with

e-Pramaan जन आरिचय

For new user sign up process

Meri Pehchaan NATIONAL SINGLE SIGN-ON G20 INDIA 2023

Sign up for DigiLocker

Mobile Number*

Generate OTP

Full Name*

Date of Birth dd* mm* yyyy*

Select Gender

Create Username*

PIN*

Confirm PIN*

I consent to MeriPehchaan [terms of use.](#)

Verify

[Sign in to an existing MeriPehchaan account](#)

ABC portal (www.abc.gov.in)

To create ABC ID through DigiLocker

The screenshot shows the DigiLocker dashboard at [digilocker.gov.in/dashboard](https://www.digilocker.gov.in/dashboard). The left sidebar contains navigation options: Home, Issued Documents, Search Documents (highlighted with a red box), Drive, DigiLocker Services, My Profile, Activities, About DigiLocker, and Logout. The main content area displays various service providers in a grid. The 'Education' section is expanded, showing a list of institutions. The 'Academic Bank of Credits' is highlighted with a red box. A red arrow points from this box to the right-hand form. Below the Education section, the 'Banking and Insurance' section is partially visible.

Get your document by entering the required details

Name (as per Aadhaar)

Date of Birth

Gender

Institutions Type

Institution Name

I provide my consent to DigiLocker to share my details with the Issuers for the purpose of fetching my documents.

[Get Document](#)

DigiLocker (www.digilocker.gov.in)

To recover your account



Sign In to your account via **DigiLocker**

Mobile

Username

Others

Mobile*

PIN*

[Forgot security PIN?](#)

I consent to MeriPehchaan [terms of use](#).

Sign In

New user? [Sign up for Meri Pehchaan](#)

OR

Continue with



Forgot Pin?

Aadhaar

6660

Date of Birth

18

1993

Continue

Reset Pin

Enter 6 digit Pin*

Confirm 6 digit Pin*

Submit


If system shows that the “Account already exists with this information” and student do not have the details to log in then recover your account by clicking the “forgot security pin” and log in to the ABC portal.

Student ABC Dashboard



ACADEMIC BANK OF CREDITS
Ministry of Education, Government of India

Logout



Hello
Abhinav Sharma !

0

Total Academic Credit Points

ACADEMIC BANK OF CREDITS

ABC ID

023-406

Abhinav Sharma

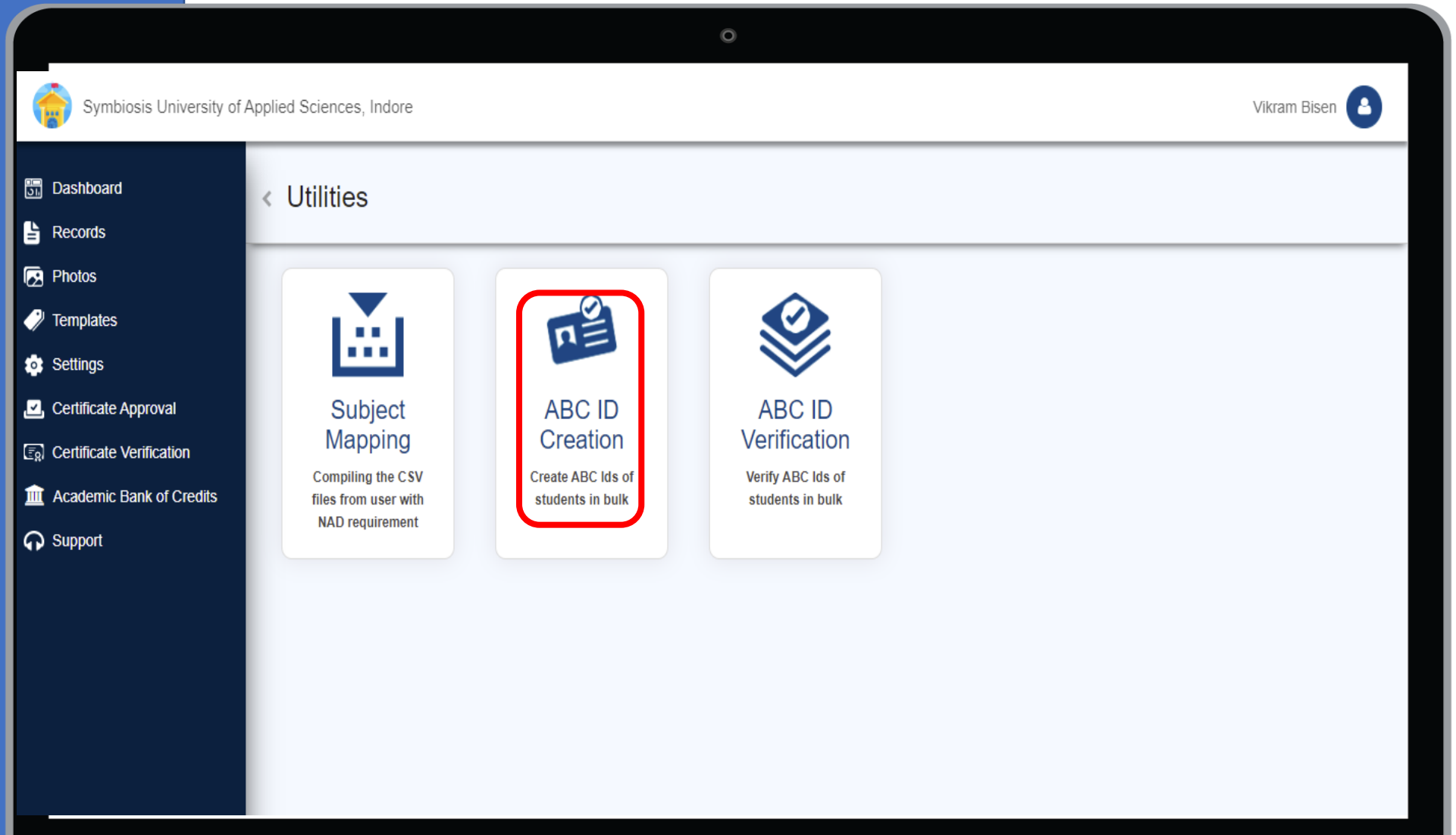
We use basic information from your DigiLocker account to identify you and allow access to ABC platform



No credit points added yet...

Please provide your ABC ID to Academic Institutes to reflect your Credit Points here.

Bulk ABC ID Creation by Academic Institution from NAD portal



Select Service

Upload Data

Download ABC ID

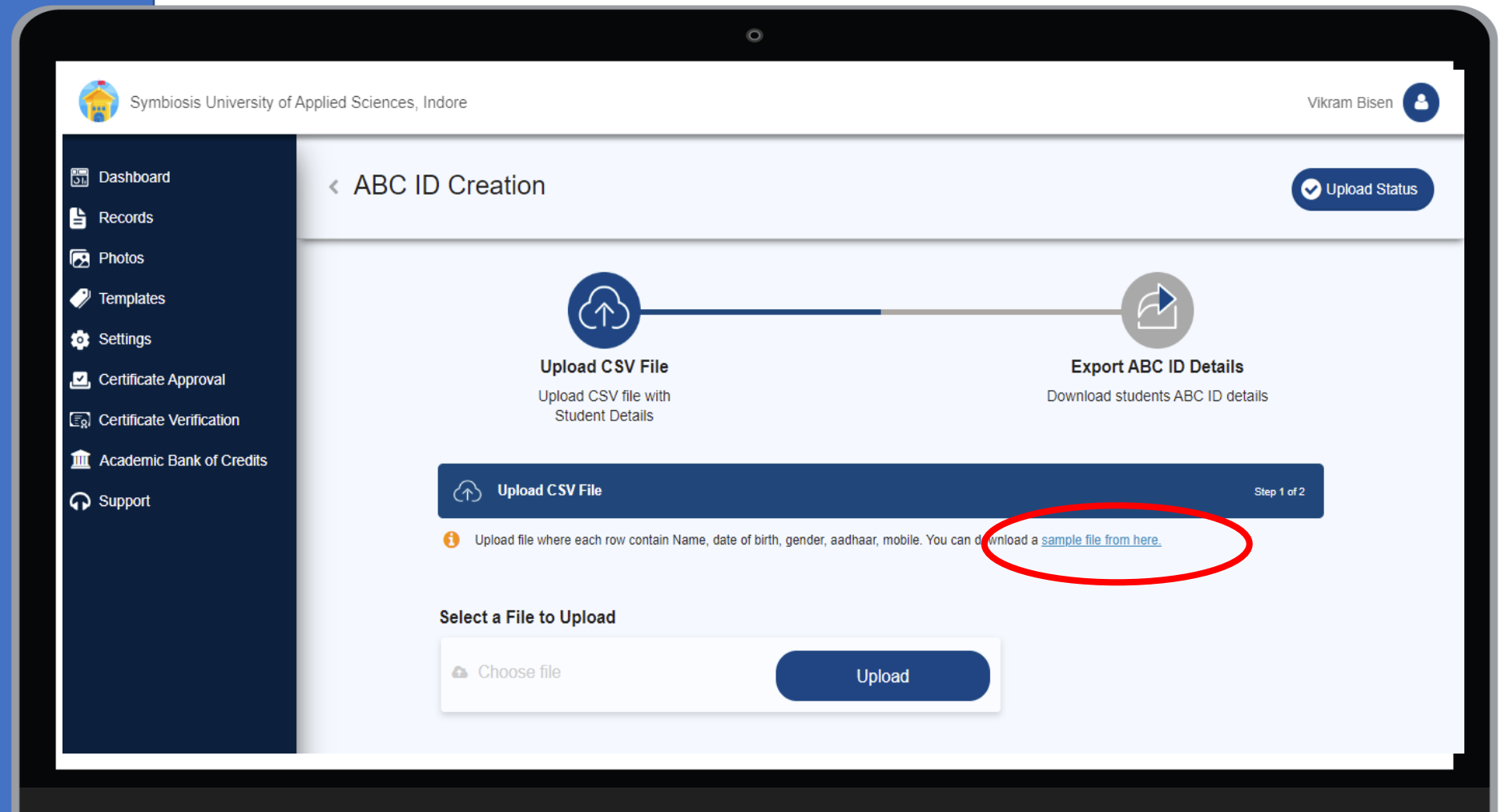
NAD portal (www.nad.digitallocker.gov.in) > Utilities

Download the sample, prepared the data & Upload it

Select Service

Upload Data

Download ABC ID



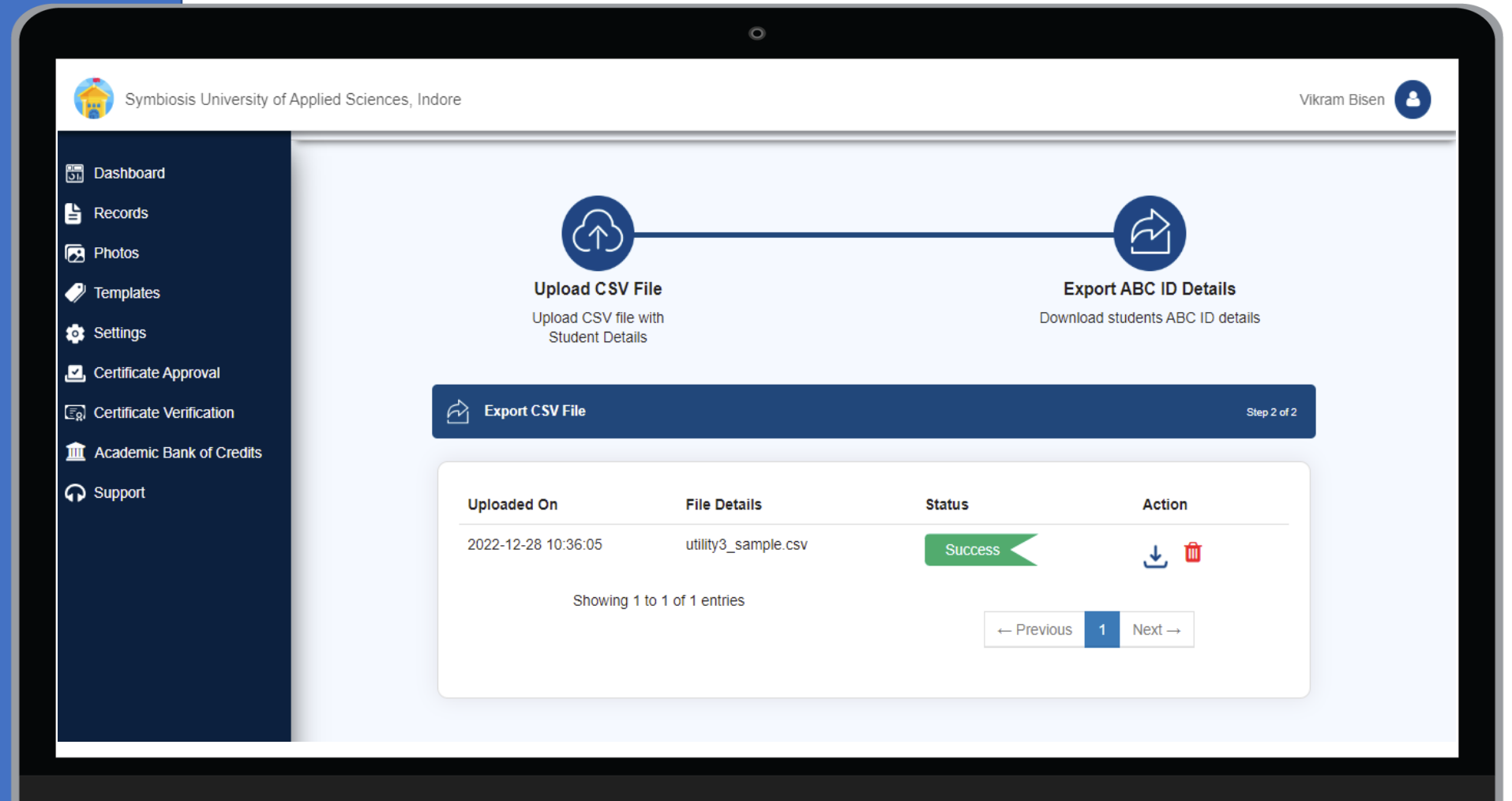
The screenshot shows a web application interface for 'ABC ID Creation' at Symbiosis University of Applied Sciences, Indore. The user is logged in as Vikram Bisen. The interface includes a sidebar menu with options: Dashboard, Records, Photos, Templates, Settings, Certificate Approval, Certificate Verification, Academic Bank of Credits, and Support. The main content area shows a progress bar with two steps: 'Upload CSV File' (current step) and 'Export ABC ID Details'. Below the progress bar, there is a message: 'Upload file where each row contain Name, date of birth, gender, aadhaar, mobile. You can download a [sample file from here.](#)' The link is circled in red. Below the message, there is a 'Select a File to Upload' section with a 'Choose file' button and an 'Upload' button.

Download the file

Select Service

Upload Data

Download ABC ID



Symbiosis University of Applied Sciences, Indore



Vikram Bisen

- Dashboard
- Records
- Photos
- Templates
- Settings
- Certificate Approval
- Certificate Verification
- Academic Bank of Credits
- Support

Upload CSV File
Upload CSV file with Student Details

Export ABC ID Details
Download students ABC ID details

Export CSV File Step 2 of 2

Uploaded On	File Details	Status	Action
2022-12-28 10:36:05	utility3_sample.csv	Success	 

Showing 1 to 1 of 1 entries

← Previous 1 Next →